



DELTRON[®]



Product Recommendation

Chrome Shadow

452-86973

Product Description

Chrome Shadow is developed using the latest technologies and contains the latest vacuum formed metallised pigments. It is designed for use over correctly catalysed and cured DELTRON DG black to achieve the "Black Chrome" look to match the effect seen on many road wheels.

Recommendation Outline

It must be emphasised that the paint system to be used on road wheels should be fully evaluated to make sure that it is suitable for the particular end use application. Automotive paints of the type outlined below have excellent durability, but the system cannot be expected to perform in an extreme environment where the road wheels are exposed to loose gravel, impact from cement gutters, etc. Due to this extreme environment, Chrome Shadow is not covered in the PPG Lifetime warranty programme.

Products

Deltron 2K Primer	DP612, DP602, DP621/5/7
Deltron 2K Hardener	DH720, DH730
Deltron 2K Thinner	DT820, DT830, DT850
Basecoat	Chrome Shadow 452-86973
Deltron 2K Clearcoat	Any DELTRON 2K Clearcoat



Preparation of Substrate

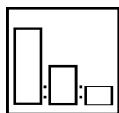
Bare substrate should be final sanded with P240-320 dry abrasive. A final clean using D837 spirit wipe should be carried out using one rag to wipe on and a clean rag to wipe off.

Priming

DP612 EtchPRIME should be applied over any bare substrate areas. Where filling is required, 2-3 coats of DP602 PrimaPRIME should be applied over the DP612 EtchPRIME. If no filling is required, apply 1-2 coats of DP602 in wet on wet mode prior to applying black DG followed by Chrome Shadow. Alternatively PrimaGUARD can be used in accordance with the Product Data Sheet prior to the application of black followed by Chrome Shadow.

Note: Contact your PPG Representative for recommendations on DELTRON 2K clearcoat.

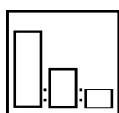
Mixing Ratio for Universel Etch Primer



Universel etch primer	DP612	1 vol
Universel etch primer catalyst	DH713	1 vol

Apply two medium wet coats of DP612 EtchPRIME and allow 5 minutes @ 20°C between coats. Allow to flash off for 15 minutes @ 20°C before applying primer.

Mixing Ratio for DP602 PrimaPRIME



Primer	DP620	5 vol
Hardener	DH7XX	1 vol
Thinner-Primer Filler mode	DT8XX	0-0.5 vol
Thinner-Wet on Wet mode		2.5 vol

Primer Filler – Apply 2-3 coats

Primer W.O.W – Apply 1-2 coats

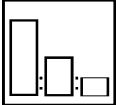
Wet on wet mode, allow to flash off for 15 minutes @ 20°C before applying DG black.

Mixing Ratio for Prima GUARD (DP6201/5/7)

	Primer Hardener Thinner Thinner at high temperature	DP62X DH7XX DT860 DT8XX	2 vol 1 vol 0-0.5 vol up to 30°C 0-0.5 vol over 30°C
---	--	----------------------------------	---

Apply 1 even wet coat, allow to flash off for 15 minutes @ 20°C before applying DG black.

Mixing Ratio for DG Black

	DG black tinter Hardener Thinner	D721 DH720 DT810	2 vols 1 vol 0.15 - 0.5vols
---	--	------------------------	-----------------------------------

Apply two medium wet coats of Black DG tinter and allow 5 minutes @ 20°C between coats.

Bake for 30 minutes @ 65°C before applying Chrome Shadow.

Mixing Ratio for Chrome Shadow

	Chrome Shadow	452-86973	Ready for use
---	---------------	-----------	---------------

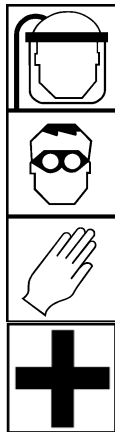
Apply 4 light coats of Chrome Shadow at a distance of approximately 20 centimetres. Change position moving around the wheel for each coat. Allow 5 minutes @ 20°C between coats.

Apply any DELTRON 2K Clearcoat over the Chrome Shadow (Note: Contact your PPG Representative for recommendations on DELTRON 2K clearcoat.)

More or less coats may be required to adjust colour. Correct colour testing should be carried out prior to the commencement of painting. If spraying on flat test panels, the Chrome Shadow will appear blotchy, however, it should give you a close guide as to the colour that will be achieved.

Avoid heavy coats at all times.

Due to the transparency of Chrome Shadow, PPG recommends painting the complete set of road wheels to ensure colour consistency.



Health and Safety

Please refer to Material Safety Data Sheets for full Health and Safety details before use.

- The products mentioned above contain isocyanate and therefore particular safety precautions must be taken.
- Goggles must be worn when mixing and using to prevent accidental splashing into the eye. If contact occurs with eyes give prolonged irrigation with water and get medical attention immediately.
- Good ventilation and extraction must be provided in the working environment.
- Wear suitable protective equipment to prevent skin contact with this material.
- When spraying these products the operator (and persons in vicinity) must wear suitable air-fed breathing apparatus.
- Do not smoke whilst using this material.

This product is for professional use only.

The information given in this sheet is for guidance only. Any person using the product without first making further inquiries as to the suitability of the product for the intended purpose does so at his own risk and we can accept no liability for the performance of the product or for any loss or damage (other than death or personal injury resulting from our negligence) arising out of such use. The information contained in this sheet is liable to modification from time to time in the light of experience and our policy of continuous product development.

Drying times quoted are average times at 20°C/68°F. Film thickness, humidity and shop temperature can all affect drying times.



PPG INDUSTRIES AUSTRALIA PTY LIMITED

McNaughton Road
Clayton VIC Australia 3168

Tel: 13 2424

Fax: 1800 800 819

PPG INDUSTRIES NZ LIMITED

5 Vesty Drive
Mt. Wellington
Auckland

New Zealand

Tel: 0800 320 320

Fax: 0800 320 322